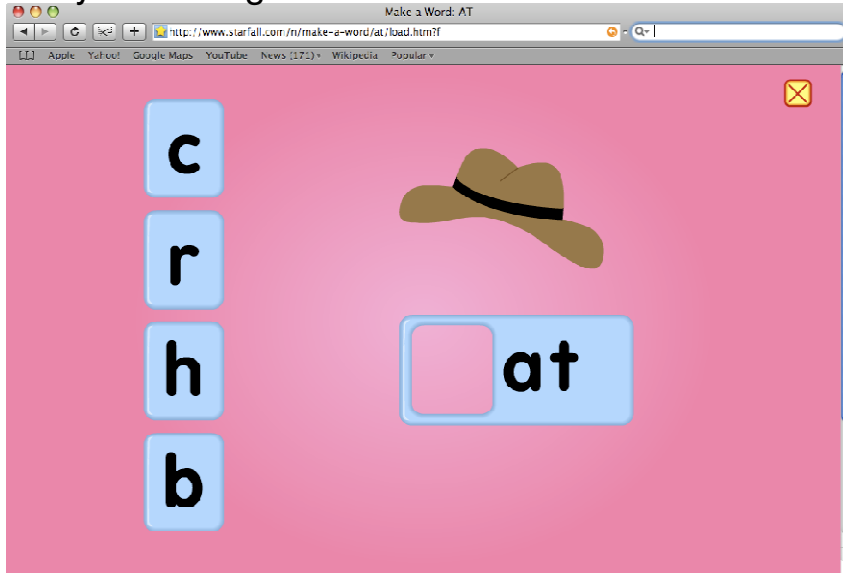


Language Arts – Day 1

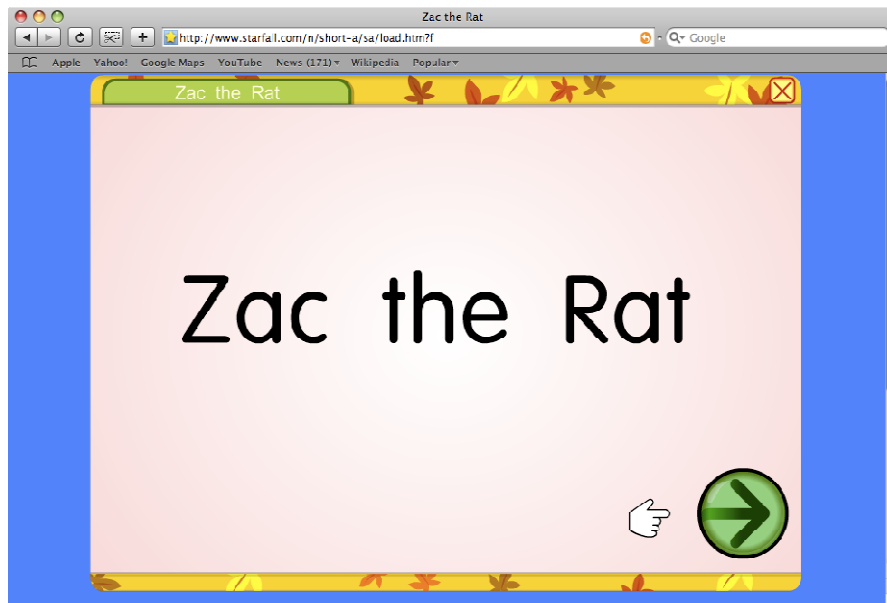
Phonics – Study the “-at” family

1. Visit <http://www.starfall.com/n/make-a-word/at/load.htm?f>

Play the “-at” game.



Read “Zac the Rat” found at <http://www.starfall.com/n/short-a/sa/load.htm?f>.




2. Complete the “-at” family worksheets.

Name _____



Cut and Paste: at






cat		fat	
chat		hat	
splat		rat	
bat		bat	



Name _____



Look at the picture in each box. Circle the word that matches the picture. Write the word on the lines.

1.		cat car	_____ _____ _____
2.		him hat	_____ _____ _____
3.		bat ball	_____ _____ _____
4.		run rat	_____ _____ _____
5.		fat far	_____ _____ _____



Alphabet Avenue

Place the words below in alphabetical order.

1. _____

2. _____

3. _____

4. _____

5. _____

6. _____

7. _____

8. _____

9. _____

10. _____

11. _____

12. _____

that
mat

bat
flat

pat
cat

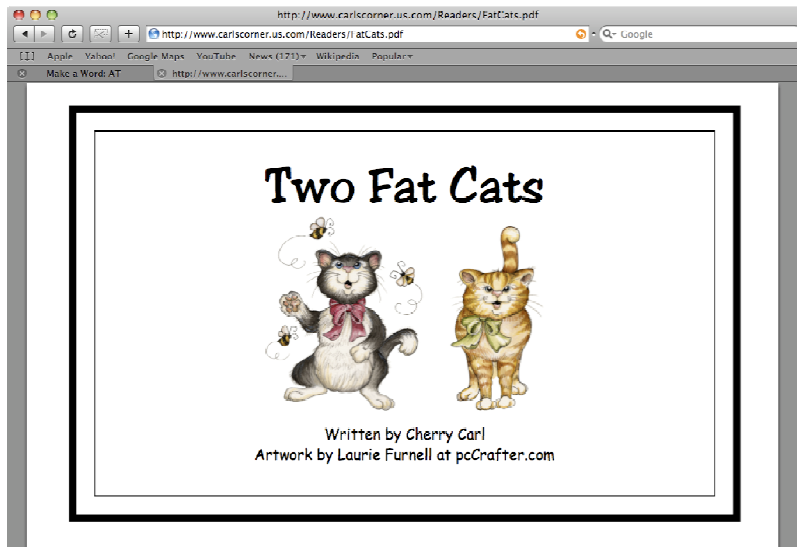
sat
gnat

chat
rat

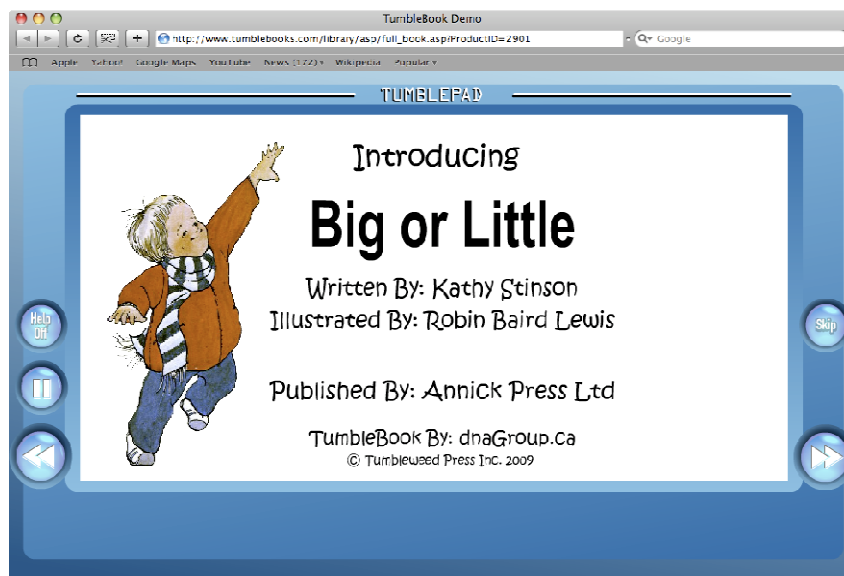
hat
at

Reading

1. Go to <http://www.carlscorner.us.com/Readers/FatCats.pdf> and read "Two Fat Cats."



2. Read along with Big or Little at http://www.tumblebooks.com/library/asp/full_book.asp?ProductID=2901



Writing

1. Complete the sentence prompts

Name _____ Date _____

I feel little when

I feel big when

I feel little when

I feel big when

Math – Day 1

Skill – Addition

1. Visit <http://www.aplusmath.com/Worksheets/OnlineAddition.html> to practice your addition facts.

The screenshot shows a web browser window with the title "Aplusmath.com : Online Worksheets : Addition". The address bar shows the URL "http://www.aplusmath.com/Worksheets/OnlineAddition.html". The page content includes a title "Online Addition Worksheets", a selection prompt "Select the type of problems you would like to create:", a grid of problem type buttons, a "Number of problems" selector, a "Format" selector, and a "Create Worksheet" button.

Online Addition Worksheets

Select the type of problems you would like to create:

<input checked="" type="radio"/> up to 12	<input type="radio"/> 2 by 1	<input type="radio"/> 2 by 2	<input type="radio"/> 3 by 2	<input type="radio"/> 3 by 3	<input type="radio"/> 4 by 4
$\begin{array}{r} 11 \\ + 4 \\ \hline \end{array}$	$\begin{array}{r} 53 \\ + 5 \\ \hline \end{array}$	$\begin{array}{r} 66 \\ + 28 \\ \hline \end{array}$	$\begin{array}{r} 123 \\ + 45 \\ \hline \end{array}$	$\begin{array}{r} 759 \\ + 386 \\ \hline \end{array}$	$\begin{array}{r} 4,873 \\ + 2,053 \\ \hline \end{array}$

Number of problems : ☒ 10 ☐ 20 ☐ 30 ☐ 50 ☐ 100

Format : ☒ Vertical ☐ Horizontal

Create Worksheet

2. Complete the math worksheets.

Name_____

Date_____

Single Digit Addition

$$\begin{array}{r} 1. \quad 4 \\ + 7 \\ \hline \end{array}$$

$$\begin{array}{r} 2. \quad 9 \\ + 3 \\ \hline \end{array}$$

$$\begin{array}{r} 3. \quad 5 \\ + 1 \\ \hline \end{array}$$

$$\begin{array}{r} 4. \quad 2 \\ + 4 \\ \hline \end{array}$$

$$\begin{array}{r} 5. \quad 3 \\ + 2 \\ \hline \end{array}$$

$$\begin{array}{r} 6. \quad 8 \\ + 3 \\ \hline \end{array}$$

$$\begin{array}{r} 7. \quad 0 \\ + 6 \\ \hline \end{array}$$

$$\begin{array}{r} 8. \quad 1 \\ + 9 \\ \hline \end{array}$$

$$\begin{array}{r} 9. \quad 6 \\ + 3 \\ \hline \end{array}$$

$$\begin{array}{r} 10. \quad 5 \\ + 7 \\ \hline \end{array}$$

$$\begin{array}{r} 11. \quad 8 \\ + 4 \\ \hline \end{array}$$

$$\begin{array}{r} 12. \quad 7 \\ + 2 \\ \hline \end{array}$$

$$\begin{array}{r} 13. \quad 3 \\ + 5 \\ \hline \end{array}$$

$$\begin{array}{r} 14. \quad 8 \\ + 9 \\ \hline \end{array}$$

$$\begin{array}{r} 15. \quad 4 \\ + 3 \\ \hline \end{array}$$

$$\begin{array}{r} 16. \quad 7 \\ + 6 \\ \hline \end{array}$$

$$\begin{array}{r} 17. \quad 9 \\ + 2 \\ \hline \end{array}$$

$$\begin{array}{r} 18. \quad 8 \\ + 5 \\ \hline \end{array}$$

$$\begin{array}{r} 19. \quad 3 \\ + 8 \\ \hline \end{array}$$

$$\begin{array}{r} 20. \quad 5 \\ + 6 \\ \hline \end{array}$$

Name _____

Date _____

Single Digit Addition

$$\begin{array}{r} 1. \quad 7 \\ + 4 \\ \hline \end{array}$$

$$\begin{array}{r} 2. \quad 3 \\ + 2 \\ \hline \end{array}$$

$$\begin{array}{r} 3. \quad 8 \\ + 1 \\ \hline \end{array}$$

$$\begin{array}{r} 4. \quad 6 \\ + 5 \\ \hline \end{array}$$

$$\begin{array}{r} 5. \quad 6 \\ + 9 \\ \hline \end{array}$$

$$\begin{array}{r} 6. \quad 4 \\ + 8 \\ \hline \end{array}$$

$$\begin{array}{r} 7. \quad 2 \\ + 0 \\ \hline \end{array}$$

$$\begin{array}{r} 8. \quad 7 \\ + 6 \\ \hline \end{array}$$

$$\begin{array}{r} 9. \quad 4 \\ + 2 \\ \hline \end{array}$$

$$\begin{array}{r} 10. \quad 7 \\ + 9 \\ \hline \end{array}$$

$$\begin{array}{r} 11. \quad 8 \\ + 5 \\ \hline \end{array}$$

$$\begin{array}{r} 12. \quad 1 \\ + 7 \\ \hline \end{array}$$

$$\begin{array}{r} 13. \quad 2 \\ + 7 \\ \hline \end{array}$$

$$\begin{array}{r} 14. \quad 4 \\ + 8 \\ \hline \end{array}$$

$$\begin{array}{r} 15. \quad 0 \\ + 8 \\ \hline \end{array}$$

$$\begin{array}{r} 16. \quad 6 \\ + 9 \\ \hline \end{array}$$

$$\begin{array}{r} 17. \quad 8 \\ + 8 \\ \hline \end{array}$$

$$\begin{array}{r} 18. \quad 6 \\ + 4 \\ \hline \end{array}$$

$$\begin{array}{r} 19. \quad 4 \\ + 0 \\ \hline \end{array}$$

$$\begin{array}{r} 20. \quad 3 \\ + 6 \\ \hline \end{array}$$

Science – Day 1

Explore the Sid the Science Kid website at <http://pbskids.org/sid/>.



Social Studies – Day 1
Needs and Wants

1. Go through magazines or catalogs to find pictures of things that you need or want. Glue your pictures to the needs and wants worksheet.

Needs

Wants

